

Email Us: [info@customshow.com](mailto:info@customshow.com) (<mailto:info@customshow.com?Subject=CustomShow%20Info>)



(<http://www.customshow.com>)

8  
JAN  
2015

# 27 PRESENTATION SOFTWARE & POWERPOINT ALTERNATIVES FOR 2015

 Justin Croxton

 Presentation Software

(<http://www.customshow.com/category/presentationsoftware/>)



At CustomShow (<http://www.customshow.com>), we like to think that everyone can use our presentation software to create better looking presentations, thus serving as a great powerpoint alternative to people. But that won't always be the case. We cater to businesses **greater than 10 employees** and organizations that need an all-in-one presentation program. We also don't usually promote our competitors. Shout out to Clearslide on that one. But

at the end of the day, we want you to have a pick from the full list of presentation tools that are on the market and that could fit your needs.

Presentation software is great, but we know there are plenty of options to choose from. Some have their advantages and disadvantages while others are perfect for a certain audience. We'll examine the presentation maker programs we believe would be great and even the ones that may not be but could still be another viable solution.

## CustomShow – Business Presentation Software



**Summary** – Customshow is a presentation software (<https://www.youtube.com/watch?v=auwzvXY4WeQ>) program used mainly for businesses and companies with more than 25 employees. With over 40 years of rich presentation history, the software company was created out of the presentation design agency, Sales Graphics. The software allows companies and organizations to build better custom branded presentations that look light years better than your typical

powerpoint presentation. We would consider ourselves a great sales enablement tool because sales professionals benefit a great deal from the software.

**Advantages** – Ability to create customized and branded presentations; slide library; cloud-based; analytics; ability to conduct web meetings; connects to Sales Force; ability to deliver on-line and off-line as well as via multiple devices (desktop, iPad); great with video; can upload powerpoint slides and customize to your own brand standard; import powerpoint presentations into the software

**Disadvantages** – More data intelligence could be added to their analytics platform

**Perfect For** – Sales Professionals, Marketing Professionals, CEO's, Design Agencies

Website: [www.customshow.com](http://www.customshow.com) (<http://www.customshow.com>)

## ClearSlide (SlideRocket)



([http://www.customshow.com/wp-content/uploads/2014/04/sliderocket\\_shot1.png](http://www.customshow.com/wp-content/uploads/2014/04/sliderocket_shot1.png))

**Summary** – Clearslide purchased Sliderocket several years ago. If sales is important to you, Clearslide could be a good tool for you. There is more emphasis on the sales and tracking than the presentation creation

side of the software. After going through a series C \$50 million round of funding, the company is making investments into the software platform. Nonetheless, the tool is worth reviewing.

**Advantages** – Can upload files from Keynote, Powerpoint, PDF, Excel and other formats; Good with Video; online delivery; slide sharing

**Disadvantages** – Interface is complex and limited in the ability to create “better looking presentation”

**Perfect For** – Sales & Marketing Organizations

**Other Review Sources** – Edward Mendelson from PC Mag (<http://www.pcmag.com/article2/0,2817,2338650,00.asp>); Jessica Still at Gigaom (<http://gigaom.com/2012/05/21/clearslide-offers-painless-pitching-for-sales-pros-achieves-impressive-growth/>)

## Prezi



(<http://www.customshow.com/wp-content/uploads/2014/04/Prezi.jpg>)

**Summary** – The mothership of powerpoint alternatives, they’ve been around for many years. Leveraging the concept of ZOOM and transitions to new spaces on a slide, they give the effect that the presentation has not moved to a new slide. Prezi provides people with creating better style and effect in their presentations. Prezi uses the

concept of *Pathway Points* instead of slides to give the visual cinematic appeal of their presentations. These guys just raised another \$50 million in November in order to compete with Microsoft.

**Advantages** – Present on multiple devices; can share with coworkers; can be used by practically anyone; easy to learn how to use; cost effective; can work on the presentation offline;

**Disadvantages** – Very template driven; cannot necessarily customize slides;

**Perfect For** – Educators; Keynote Speakers; Organizations; Students

**Other Review Sources** – Erez Zukerman From PCWorld (<http://www.pcworld.com/article/2036845/review-prezi-makes-it-easy-to-create-cinematic-presentations-with-zoom-and-pan-effects.html>); Edward Mendelson of PCMag (<http://www.pcmag.com/article2/0,2817,2371184,00.asp>)

## Slideshark



(<http://www.customshow.com/wp-content/uploads/2014/04/SlideShark.jpg>)

**Summary** – Taken directly from the horses mouth, SlideShark is an app used by sales professionals and other presenters worldwide to present and share PowerPoints via their chosen devices. It's features include

cloud storage integration, sharing and tracking views, broadcasting or presenting over the web, creating annotations on the slides, and of course presenter mode.

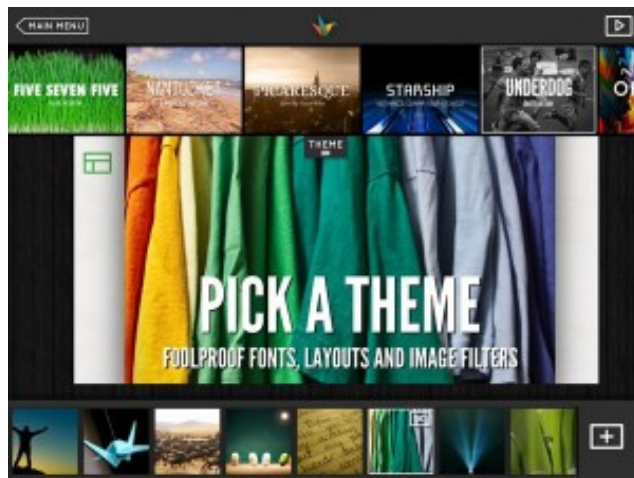
**Advantages** – Can present powerpoint slides anywhere; cloud-based; free but paid version is known as Business pro; can be utilized for webinars

**Disadvantages** – unable to customize presentations; more of a delivery system (good and bad thing);

**Perfect For** – sales and marketing professionals; individual business owners

**Other Review Sources** – Dylan Herx of AppStorm (<http://ipad.appstorm.net/reviews/productivity/slideshark-powerpoint-finally-gets-a-deserving-ipad-app/>); Phillip Michaels of ComputerWorld ([http://www.computerworld.com/s/article/9226105/SlideShark\\_for\\_iPad](http://www.computerworld.com/s/article/9226105/SlideShark_for_iPad))

## Haiku Deck



(<http://www.customshow.com/wp-content/uploads/2014/04/haikudeck.jpg>)



**Summary** – The presentation software is a template-based platform that allows for people to create elegant looking presentations. The software comes with 35 many templates and over 35 million stock photos that can be used within the slide templates. This platform is a step between a company like CustomShow and Powerpoint.

**Advantages** – easy to use; fast onboarding process

**Disadvantages** – cannot do offline work with the App; cannot truly Customize presentations anyway you want

**Perfect For** – students; educators; presenters in general

**Other Review Sources** – Joel Mathis of MacWorld

(<http://www.macworld.com/article/2040498/review-haiku-deck-for-ipad-takes-the-work-out-of-building-a-slideshow-presentation.html>); JR

Bookwalter of MacLife

([http://www.maclife.com/article/reviews/haiku\\_deck\\_review](http://www.maclife.com/article/reviews/haiku_deck_review))

## SlideDog



(<http://www.customshow.com/wp-content/uploads/2014/04/slidedog01.jpg>)

**Summary** – Known as a presentation launch pad, SlideDog mainly takes all of your documents, presentations, pictures, or video and places them into a play list that can be moved around and presented in a seamless

way. You can upload just about any type of file from videos down to other presentation software devices such as Prezi.

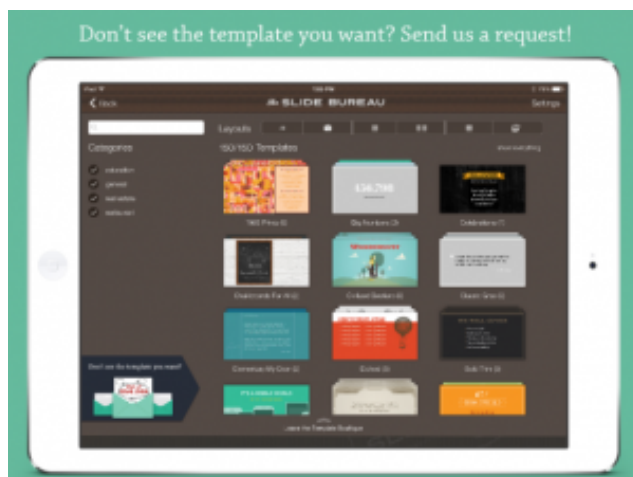
**Advantages** – Make transitioning smooth; can share across multiple devices; live polling; free version

**Disadvantages** – Not used for creating presentations

**Perfect For** – People who want to present more seamlessly across multiple documents; individual presenters

**Other Review Sources** – FPPT Overview (<http://www.free-powerpoint-templates.com/articles/slidedog-a-presenters-best-friend/>)

## Slide Bureau



(<http://www.customshow.com/wp-content/uploads/2014/04/Slide-Bureau-template-boutique.png>)

**Summary** – Slide Bureau is an interesting software device. It is mainly used for iPads, but it does allow for people to create presentations that are more customized than your traditional powerpoint slide. The interface is centered on pre-made templates but they are categorized to fit the profession and overall need of the slide.



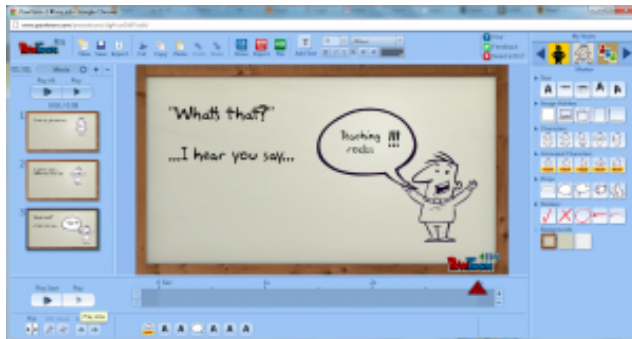
**Advantages** – *Easy to use this presentation platform*

**Disadvantages** – *Limited to only iPads; cannot truly brand and create presentations more customized than the templates that are given*

**Perfect For** – *Educators; Individual Professionals*

**Other Sources** – Benjamin Romano of XConomy (<http://www.xconomy.com/seattle/2014/02/26/slide-bureau-brings-another-approach-to-sparkling-presentations/>); Taylor Soper of Geekwire (<http://www.geekwire.com/2014/slide-bureau-2/>)

## Powtoon – Animation Presentation Software



(<http://www.customshow.com/wp-content/uploads/2014/04/powtoon.png>)

**Summary** – *Probably one of the leaders in the DIY presentation animation space, Powtoon allows consumers to create presentations and videos that are animated, interesting, and engaging. It is not difficult to learn how to use and the software is a breath of fresh air to those looking to create presentations that are different and engaging.*

**Advantages** – *Ease Of Use; Truly Customizable Animated Presentations*

**Disadvantages** – *Not suitable to live presentations (but that's OK)*

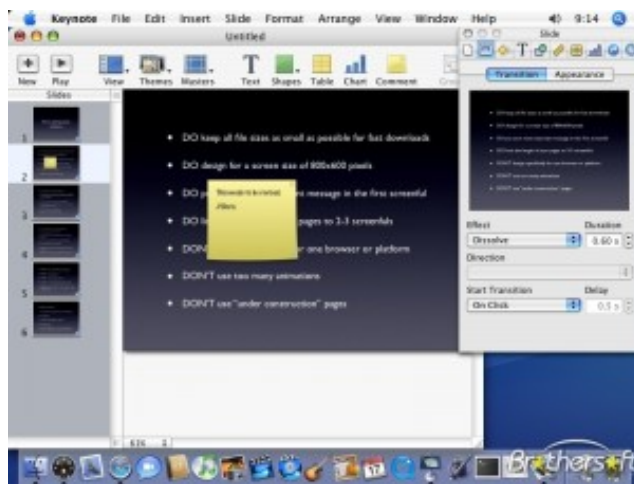
**Perfect For** – Educators (Check out their new app for educators); businesses that want to create a service/product video; small business professionals; trainers

**Other Sources** – Sarah Perez of TechCrunch

(<http://techcrunch.com/2012/06/26/now-everyone-can-make-marketing-videos-powtoon-launches-diy-presentation-tool/>); Cathy

Moore's Blog (<http://blog.cathy-moore.com/2013/07/how-humor-helps-powtoon-review/>)

## Keynote – Powerpoint Alternative



([http://www.customshow.com/wp-content/uploads/2014/04/apple\\_keynote.jpeg](http://www.customshow.com/wp-content/uploads/2014/04/apple_keynote.jpeg))

**Summary** – One of the standard bearers in the presentation software space, Keynote is meant to allow presenters to create customizable presentations. It comes with 30 themes that you can start with and pre stock photos.

**Advantages** – Present on multiple devices (Apple owned); easy to share; powerpoint friendly; inexpensive ; allows for animations.

**Disadvantages** – Can only be used for MAC (ios systems); fairly template driven; no slide library

## **Perfect For** – Business owners and individuals

### **Other Sources** – Joe Kissell of MacWorld

(<http://www.macworld.com/article/2059742/keynote-6-0-for-os-x-review-apples-presentation-tool-wins-some-loses-some.html>); John

Martellaro of The Mac Observer

(<http://www.macobserver.com/tmo/review/keynote-6-for-os-x-makes-a-great-leap-forward>)

## MediaShout



(<http://www.customshow.com/wp-content/uploads/2014/04/MediaShout.jpg>)

**Summary** – To switch things up a bit MediaShout is a presentation software tool for religious institutions and churches. It is a powerful platform that can be utilized by churches of all size and combines. The software works well with the team that is managing the media and productions during any religious service but particularly during the sermon.

**Advantages** – Stage mirroring; announcement deck; great with video; add scripture from 65 different bibles; include sermon points; sound and music enabled

**Disadvantages** – Hmmm...we're not going there.

**Perfect For** – Religious institutions and churches

Other Sources: Gavin Courtney From Church App  
 (<https://churchapp.co.uk/blog/2012/03/26/easyworship-vs-propresenter-vs-media-shout-a-churchapp-review>)

## Kineticast



([http://www.customshow.com/wp-content/uploads/2014/04/kineticast\\_screen\\_001.png](http://www.customshow.com/wp-content/uploads/2014/04/kineticast_screen_001.png))

**Summary** – Built mainly for B2B sales people, Kineticast is a cool presentation tool that enables sales people to be more effective in their sales and marketing. Their process includes creating the presentation (uploading files), emailing to your list of contacts, and then tracking the results. The purpose of this tool is to create customized messages with slides that are meant for specific prospects.

**Advantages** – Enables sales professionals to improve effectiveness

**Disadvantages** – Cannot create customized presentations (wasn't built for that anyway though).

**Perfect For** – B2B Sales Professionals; Possibly Marketers

**Other Sources** – Rich Bohn of SellMoreNow  
 (<http://sellmorenow.com/crm-review/kineticast/>)

## KnowledgeVision



(<http://www.customshow.com/wp-content/uploads/2014/04/knowledgevision-304.jpg>)

**Summary** – Knowledge Vision is one of the newest players on the block when it comes to creating better looking presentations that are customizable. The company has a collection of software tools that are combined into 1 that companies can use. You can also create videos within the software package.

**Advantages** – Complete Package of Production Tools; Cloud-Based; Analytics; Live Webcasting

**Disadvantages** – Maybe too many tools; Could be challenging to learn

**Perfect For** – Business; Producers; Digital Agencies

## GoAnimate – Video Presentation Software



(<http://www.customshow.com/wp-content/uploads/2014/04/GoAnimate.jpg>)

**Summary** – One of Powtoon's biggest competitors, GoAnimate is all about animated video presentations. You can create DIY professional animated videos without having to hire a video producer. It integrated with other software sales apps and is a solution that can be interesting for the budget busting video animation companies. Of course there are other whiteboard animation companies, but GoAnimate does showcase another alternative.

**Advantages** – Great For Video; Cost Effective; Think Product Videos

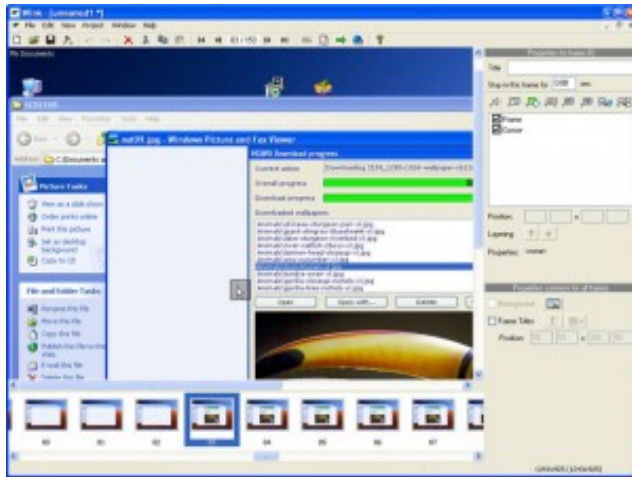
**Disadvantages** – Only Video Centered (Not a real disadvantage though)

**Perfect For** – Business; Producers; Digital Agencies

**Other Sources** – Joe Ganci of Learning Solutions Mag  
(<http://www.learningsolutionsmag.com/articles/1142/go-and-animate-with-goanimate>)

## Wink – Powerpoint Alternative





(<http://www.customshow.com/wp-content/uploads/2014/04/wink-40.jpg>)

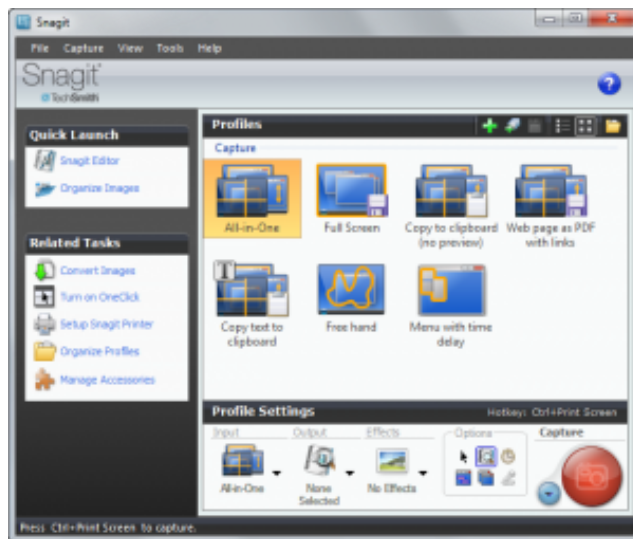
**Summary** – Wink is a Tutorial and Presentation creation software, primarily aimed at creating tutorials on how to use software (like a tutor for MS-Word/Excel etc). Using Wink you can capture screenshots, add explanations boxes, buttons, titles etc and generate a highly effective tutorial for your users.

**Advantages** – Free; multilingual; good support

**Disadvantages** – No 'undo' feature, audio compatibility issues

**Perfect For** – Individuals and small businesses who just need to create simple animated tutorials and software demonstrations.

## Snagit



([http://www.customshow.com/wp-content/uploads/2014/04/Snagit\\_screenshot.png](http://www.customshow.com/wp-content/uploads/2014/04/Snagit_screenshot.png))

**Summary** – Offers advanced features and extra tools for organizing, simplifying, and editing screen captures. If you produce Windows screen shots on a regular basis, Snagit is a great tool for that.

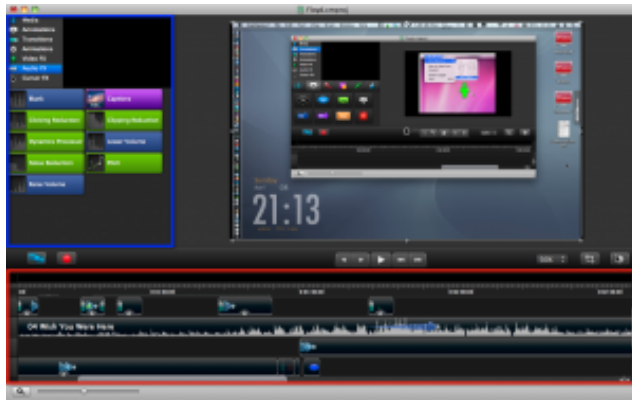
**Advantages** – Easy-to-use screen capture program,

**Disadvantages** – Windows only

**Perfect For** – Window's screen shot-ers

**Other Sources** – Tom Negrino of MacWorld  
(<http://www.macworld.com/article/2030660/review-snagit-should-cover-all-your-mac-screenshot-needs.html>)

# Camtasia



([http://www.customshow.com/wp-content/uploads/2014/04/camtasia2\\_review\\_figure\\_2.png](http://www.customshow.com/wp-content/uploads/2014/04/camtasia2_review_figure_2.png))

**Summary** – *Camtasia Studio is an integrated suite of applications for producing professional videos of on-screen activity.*

**Advantages** – *5 applications provide solutions for end to end video production, multiple output options*

**Disadvantages** – *Costly for the value; for windows only*

**Perfect For** – *Creating Video demonstrations for customer support, employee training, and product presentations.*

**Other Sources** – *Daniel And Sally Grotta of PCWorld*  
(<http://www.pcworld.com/article/2025498/review-camtasia-studio-8-raises-the-bar-on-interactive-video-creation.html>)

## Camstudio – Video Presentation Software



(<http://www.customshow.com/wp-content/uploads/2014/04/Camtasia-Studio-8.jpg>)

**Summary** – *Free and simple, straightforward program to record screen activity to AVI or SWF format.*

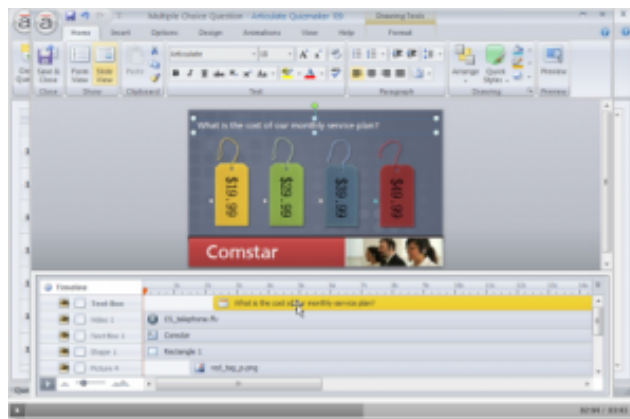
**Advantages** – *Free*

**Disadvantages** – *no movie editing, hard to use annotation tools*

**Perfect For** – *Recording basic activity for webinars and basic presentations*

**Other Sources** – *Michael Muchmore of PCMag*  
(<http://www.pcmag.com/article2/0,2817,1096851,00.asp>)

## Articulate Presenter



(<http://www.customshow.com/wp-content/uploads/2014/04/Articulate-Presenter.png>)

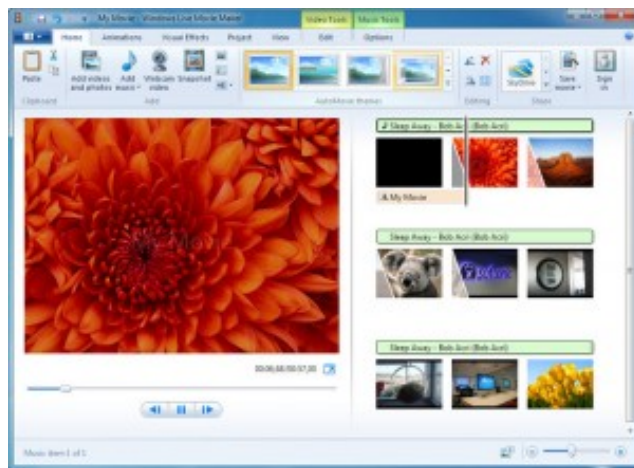
**Summary** – Articulate Presenter is a program that acts as an add-on to Microsoft PowerPoint. It capitalizes on what PowerPoint can do already, and provides several added features, such as quizzing, narration, and other interactive features

**Advantages** – Supercharges the existing functionality in PowerPoint; narration syncs easily to screen animation; functionality is super intuitive

**Disadvantages** – Content positioning is imprecise, takes ages to publish the content, Published files are BIG

**Perfect For** – Educators; Individuals

## Windows Movie Maker



(<http://www.customshow.com/wp-content/uploads/2014/04/windows-live-movie-maker-22.jpg>)

**Summary** – freeware video editing software by Microsoft. It is a part of Windows Essentials software suite and offers the ability to create and edit videos as well as to publish them on OneDrive, Facebook, YouTube, and Flickr.

**Advantages** – Free, simple to use for beginners, great for photo slideshows

**Disadvantages** – Only one video track, freezes and crashes randomly, lots of versions that aren't compatible with each other

**Perfect For** – Essentially Anyone; Video Production

**Other Sources** – Michael Muchmore of PCMag  
(<http://www.pcmag.com/article2/0,2817,2426902,00.asp>)

## Slideshare





(<http://www.customshow.com/wp-content/uploads/2014/04/slideshare1.png>)

**Summary** – *Allows easy sharing of presentations between businesses and consumers*

**Advantages** – *Easy embedding in websites, great for sharing audio and video, custom privacy settings*

**Disadvantages** – *Must use other programs to create and edit material, atypical transitions, cannot track views*

**Perfect For** – *Students, teachers, small and large businesses*

**Other Sources** – *Tanya Lewis of PR Week US*

# VisualBee



(<http://www.customshow.com/wp-content/uploads/2014/04/visualbee-10-700x421.jpg>)

**Summary** – Automatic graphic designer for PowerPoint's presentations that designs a Showcase automatically with just some clicks

**Advantages** – Easy to Use, Fast, User Friendly UI, Attractive Templates

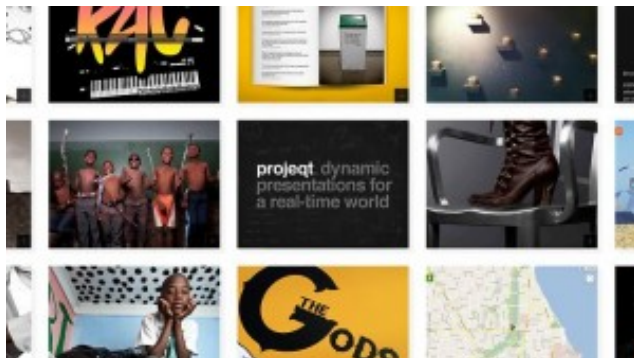
**Disadvantages** – Getting appropriate images requires some selection by hand. Some features redundant to PowerPoint's own.

**Perfect For** – Individuals

**Other Sources** – Jill Duffy of PCMag

(<http://www.pcmag.com/article2/0,2817,2395022,00.asp>)

## Projeqt



(<http://www.customshow.com/wp-content/uploads/2014/04/Projeqt.jpg>)

**Summary** – *Projeqt gives creatives the ability to weave together stories dripping with style and personality from Flickr photos, RSS feeds, tweets, YouTube or Vimeo videos, and any media stored on your own computer.*

**Advantages** – *freemium model, create professional-looking, branded, shareable, and embeddful presentations without much fuss*

**Disadvantages** – *very few layout options*

**Perfect For** – *students, creative industry*

**Other Sources** – *Jennifer Van Grove of Mashable*  
(<http://mashable.com/2011/03/04/projeqt/>)

## Emaze



(<http://www.customshow.com/wp-content/uploads/2014/04/Create-Emaze-Presentation1.jpg>)

**Summary** – *The Emaze user can easily build sophisticated presentations with little effort. The company's vision was to free up users from having to spend time studying and preparing the presentation tool, so that they can better spend their time concentrating on the actual content of the presentation*

**Advantages** – *Cheap, designed for ordinary users,*

**Disadvantages** – Will not work smoothly on older computers with low computing power

**Perfect For** – Basic user base, current PowerPoint users wanting better visualization

**Other Sources** – Avishay Bassa of Geektime

(<http://www.geektime.com/2013/06/04/emaze-nextgen-presentation-platform/>)

## Preseria



(<http://www.customshow.com/wp-content/uploads/2014/04/Preseria.jpg>)

**Summary** – Now we're in the world of conferences. Preseria is all about presenters uploading their presentations and organizing your conferences. This can be a nifty tool if you're managing large conferences where you have several presenters.

**Advantages** – Great for Sharing; can Organize and gather content seamlessly

**Disadvantages** – Can't create custom presentations.

**Perfect For** – Event Coordinators; Conference Leaders

# Proclaim – Church Presentation Software



(<http://www.customshow.com/wp-content/uploads/2014/04/proclaim-plays.png>)

**Summary** – Now we're in the world of churches. Proclaim is all about pastors and assistants uploading their presentations and having the functionality to make many changes to it in order to provide a experience to people listening and watching the sermon.

**Advantages** – Incredible software for sharing and collaborating with teams of people who are working on the presentation; Organize and gather content seamlessly; Comes with a remote app that can be controlled by your ipad.

**Disadvantages** – Can't create super customized presentations, but they can be fairly unique.

**Perfect For** – Churches; religious institutions

# Reallusion



(<http://www.customshow.com/wp-content/uploads/2014/04/reallusion.png>)

**Summary** – Moving back into animation, this software is pretty nifty. You can create animated figures for your presentation in a shorter period of time. Great for presenters to quickly add animated avatars and comic effects into PowerPoint, Keynote, Google Doc and other presentation software

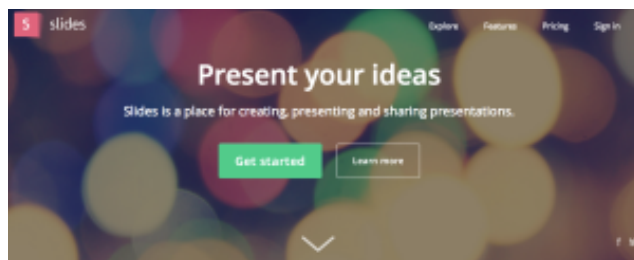
**Advantages** – Full editing capabilities; well categorized content libraries; added to other presentations

**Disadvantages** – Can't create presentations within the software, however Reallusion does have other software in its suite that can do this.

**Perfect For** – Individuals; Business; Keynote Speakers; Designers

**Other Sources** – NYC Post Production Reviews  
(<http://nycppnews.com/reviews/reallusions-iclone-5/>)

## Slides



([http://www.customshow.com/wp-content/uploads/2014/04/Slides.com\\_.png](http://www.customshow.com/wp-content/uploads/2014/04/Slides.com_.png))



**Summary** – To finish off the list, *slides.com* is a cloud based presentation software that allows for easy collaboration,

**Advantages** – Full editing capabilities; can present from anywhere; cloud based; comes with analytics; incorporate html and css in the presentations

**Disadvantages** – May not have as much functionality as CustomShow but is great for individuals

**Perfect For** – Individuals; students; teachers

There are probably an additional 50 – 80 presentation software tools we missed on this list. We know there are others we likely left out, so we look forward to your comments and other powerpoint alternatives that can be useful for presenting or organizing/delivering presentations. If presentation ideas (<http://www.customshow.com/best-creative-presentation-ideas/>) and design is something else important to you, visit [www.salesgraphics.com](http://www.salesgraphics.com) (<http://www.salesgraphics.com>).

And if you believe you are a good match and should be added to this list, feel free to email us and we'll consider adding. Thanks for reading.



---

< **ALTERNATIVE TO SLIDEROCKE...**

---

([HTTP://WWW.CUSTOMSHOW.COM/ALTERNATIVE-TO-SLIDEROCKET/](http://www.customshow.com/ALTERNATIVE-TO-SLIDEROCKET/))

**INCREASING SALES & CONVER...** ([HTTP://WWW.CUSTOMSHOW.COM/INCREASING-](http://www.customshow.com/INCREASING-)